

30 200m Breaststroke Women Final

Official





















☰ Qualified

🏊 Summary

1 Final 13 years

Official

heat Started at: 06:24 PM (-2 min)

Lane	Competitor	Age	Club	RT	FINA	Rank	Result
0	 Meghan Gi...	13	 Tawa...	+0.68		8	3:05.99 Entry: 3:05.92 +0.07 50m: 41.18 100m: 1:29.37 (48.19) 150m: 2:18.11 (48.74) 200m: 3:05.99 (47.88)
1	 Lily McGrath	13	 Nept...			6	2:57.95 Entry: 3:04.25 -6.30 50m: 40.60 100m: 1:26.06 (45.46) 150m: 2:12.69 (46.63) 200m: 2:57.95 (45.26)
2	 Alyssa Sal...	13	 Liz v...			7	3:01.52 Entry: 3:01.23 +0.29 50m: 41.33 100m: 1:27.94 (46.61) 150m: 2:14.96 (47.02) 200m: 3:01.52 (46.56)
3	 Eva Makar...	13	 Nort...	+0.57		3	2:53.70 Entry: 2:58.03 -4.33 50m: 38.42 100m: 1:22.60 (44.18) 150m: 2:09.02 (46.42) 200m: 2:53.70 (44.68)
4	 Francesca ...	13	 Gree...	+0.65		1	2:49.10 Entry: 2:54.16 -5.06 50m: 39.35 100m: 1:20.45 (41.10) 150m: 2:03.64 (43.19) 200m: 2:49.10 (45.46)
5	 Violet Carter	13	 Ice B...			2	2:52.98 Entry: 2:55.10 -2.12 50m: 38.43 100m: 1:22.82 (44.39) 150m: 2:07.98 (45.16) 200m: 2:52.98 (45.00)
6	 Hannah Tse	13	 Unite...			5	2:56.69 Entry: 2:58.59 -1.90 50m: 39.37 100m: 1:24.26 (44.89) 150m: 2:09.96 (45.70) 200m: 2:56.69 (46.73)
7	 Laura Men...	13	 Selw...			4	2:55.33 Entry: 3:02.83 -7.50 50m: 39.09 100m: 1:24.05 (44.96) 150m: 2:09.93 (45.88) 200m: 2:55.33 (45.40)
8	 Tayla Ryder	13	 Jasi ...			9	3:06.24 Entry: 3:04.79 +1.45 50m: 40.65 100m: 1:27.88 (47.23) 150m: 2:17.39 (49.51) 200m: 3:06.24 (48.85)
9	 Sakura Tau	13	 Bay ...			10	3:06.87 Entry: 3:07.00 -0.13 50m: 41.23 100m: 1:28.85 (47.62) 150m: 2:17.68 (48.83) 200m: 3:06.87 (49.19)


2 Final 14 years

Official



heat Started at: 06:28 PM (-2 min)

Lane	Competitor	Age	Club	RT	FINA	Rank	Result
------	------------	-----	------	----	------	------	--------



50m: 39.66 100m: 1:24.66 (45.00)
150m: 2:10.53 (45.87) 200m: 2:55.22 (44.69)

3  Victoria Kyle 15 Swim... +0.73 6 **2:54.67**
Entry: 2:57.38 -2.71



50m: 37.27 100m: 1:21.82 (44.55)
150m: 2:08.57 (46.75) 200m: 2:54.67 (46.10)

4  Alexia Booth 15  Tawa... +0.66 1 **2:49.13**
Entry: 2:50.17 -1.04



50m: 36.64 100m: 1:19.47 (42.83)
150m: 2:04.36 (44.89) 200m: 2:49.13 (44.77)

5  Alahna Sin... 15  Ice B... The Family Club 5 **2:54.40**
Entry: 2:57.24 -2.84



50m: 39.29 100m: 1:24.31 (45.02)
150m: 2:09.67 (45.36) 200m: 2:54.40 (44.73)

6  Ruby Hoek... 15  Wha... 8 **2:56.36**
Entry: 2:58.19 -1.83



50m: 39.47 100m: 1:25.05 (45.58)
150m: 2:10.93 (45.88) 200m: 2:56.36 (45.43)

7  Vaoahi Afu 15  Unite... +0.63 4 **2:54.25**
Entry: 2:58.67 -4.42

50m: 38.91 100m: 1:22.28 (43.37)
150m: 2:08.20 (45.92) 200m: 2:54.25 (46.05)

8  Lucy Evans 15  Pirat... 3 **2:53.59**
Entry: 2:59.95 -6.36

50m: 39.26 100m: 1:23.20 (43.94)
150m: 2:08.53 (45.33) 200m: 2:53.59 (45.06)









9  Mia Cain-T... 15  Nels... 10 **2:59.24**
Entry: 3:01.82 -2.58











50m: 40.76 100m: 1:25.35 (44.59)
150m: 2:11.58 (46.23) 200m: 2:59.24 (47.66)

4 Final 16-18 years

Official

heat Started at: 06:38 PM (-2 min)

Lane	Competitor	Age	Club	RT	FINA	Rank	Result
0	 Bella Dye	16	 Mata...			9	3:06.12 Entry: 3:09.82 -3.70
	50m: 40.58 100m: 1:28.08 (47.50) 150m: 2:16.96 (48.88) 200m: 3:06.12 (49.16)						
1	 Jayda Han...	16	Stratf...			7	3:03.16 Entry: 3:09.07 -5.91
	50m: 39.82 100m: 1:26.33 (46.51) 150m: 2:15.07 (48.74) 200m: 3:03.16 (48.09)						
2	 Amalia Cab...	17	Swim...			4	2:52.69 Entry: 3:01.91 -9.22
	50m: 38.31 100m: 1:22.87 (44.56) 150m: 2:08.23 (45.36) 200m: 2:52.69 (44.46)						
3	 Catherine ...	16	 Pirat... +0.59			2	2:50.77 Entry: 2:55.25 -4.48
	50m: 38.95 100m: 1:22.32 (43.37) 150m: 2:06.47 (44.15) 200m: 2:50.77 (44.30)						
4	 Georgina Bell	17	 Pirat... +0.58			1	2:46.13 Entry: 2:52.34 -6.21
	50m: 37.78 100m: 1:21.00 (43.22) 150m: 2:03.81 (42.81) 200m: 2:46.13 (42.32)						

5	 Ariana Mellor	17	 Nels...	3	2:51.88 Entry: 2:52.51 -0.63
	50m: 39.64 150m: 2:08.34 (44.87)		100m: 1:23.47 (43.83) 200m: 2:51.88 (43.54)		
6	 Ellie Meynell	16	 Gree... +0.60	6	2:59.31 Entry: 3:00.98 -1.67
	50m: 38.21 150m: 2:10.84 (47.29)		100m: 1:23.55 (45.34) 200m: 2:59.31 (48.47)		
7	 Katie Wish...	16	 Here...	5	2:58.98 Entry: 3:02.33 -3.35
	50m: 38.20 150m: 2:11.93 (47.68)		100m: 1:24.25 (46.05) 200m: 2:58.98 (47.05)		
8	 Grace Rich...	17	 Kow...	8	3:03.99 Entry: 3:09.80 -5.81
	50m: 40.27 150m: 2:14.90 (47.84)		100m: 1:27.06 (46.79) 200m: 3:03.99 (49.09)		
9	 Abigail Sharp	16	 Parn...	10	3:09.21 Entry: 3:10.78 -1.57
	50m: 41.77 150m: 2:19.12 (50.06)		100m: 1:29.06 (47.29) 200m: 3:09.21 (50.09)		